

**SANSKAR SCHOOL**

**GRADE- V**

**Assignment 24**


**Date: Thursday, 21<sup>st</sup> January 2021**

**ENGLISH:**

**Task 1-** Read pages 17 to 19 of the story **Mr. Thaddeus Shalton** of the novel **Sherlock Holmes: The Sign of Four**. Write new words given on these pages in notebook.

**Task 2-** Present any one character of the story using the VTR – **Step Inside**

Analyze any character from text through VTR "STEP INSIDE"



Step Inside

What does the character see, observe or notice throughout the text?	Why do they think these events have occurred? What is their role in these events?
Character: _____	
What does the character care deeply about? How do you know? Give evidence.	What guides the character throughout the text? What questions arise for you about the character or their actions?

## **MATHS:**

### **Fractions**

Exercise 4.2

Solve Q1(a,c,e,g,h) , Q2(a,c,e)and Q3(b,d,f) in note book.

## **HINDI:**

आपका चचेरा भाई आपके घर छुट्टियाँ बिताने आया है। आप उसे घुमाने ले जाना चाहते हैं। प्रधानाचार्या जी को चार दिन के अवकाश के लिए प्रार्थना- पत्र कार्य पुस्तिका में लिखिए।

## **UOI:**

**Task 1-** Prepare the time line for exhibition in your Journal.

**Task 2-** Present the Tuning in of your topic for Exhibition using any graphic organizer or VTR of your choice.


**ART:**

Task: Magazine collage activity – learners will follow the steps and make the fall tree with the help of old magazines colorful paper.


Craft book page no. 13


For reference picture is given below

**FALL TREE Magazine collage activity**


**1**  Go through the old magazines and find pages with fall colours like red, green, brown, orange and yellow.

Cut a rectangle from a brown page and paste it as the trunk.

**2** 

**3**  Cut simple leaf shapes from the coloured pages and glue them all over for the leaves.

Your fall tree is ready.

**4** 

Craft-5

**P.E:**

Watch the video to learn some fitness exercises.

<https://youtu.be/CAZRe0SabZo>

**DANCE:**

Watch the video and practice the steps.

<https://youtu.be/Nxm2pDO71FQ>